

The Youth Employment Forum

A guide for beginners

Sign up

How do I register to the Forum?

1) Click on Register



Sign up

How do I register to the Forum?

- 2) Fill the form with your data
- 3) Check the box to receive the email to set your password
- 4) Click on Register


Join us today!

Username *
Length must be between 3 characters and 15 characters.

Email *
user@email.eu

I agree to receive an email confirmation with a link to set a password.
After registration you will receive an email confirmation with a link to set a new password

Register



Sign up

How do I register to the Forum?

5) Check your
Inbox for the
email

6) Click on the
first link in the
email

[The Youth Employment Forum] Login Details



WordPress <wordpress@yeforum.eu>
15:33

Username: Claudio2

To set your password, visit the following address:

http://yeforum.eu/?foro=resetpassword&rp_key=YI7CfS57pyAdM5...&rp_login=Claudio2

http://yeforum.eu/?foro=signin&redirect_to=http%3A%2F%2F...



Sign up

How do I register to the Forum?

7) Set up your password

New password

Repeat new password

8) Finally, click on
Reset password

Hint: The password should be at least twelve characters long. To make it stronger, use upper and lower case letters, numbers, and symbols like ! " ? \$ % ^ &).

Reset Password



Log in

How do I log in to the Forum?

1) Click on Login

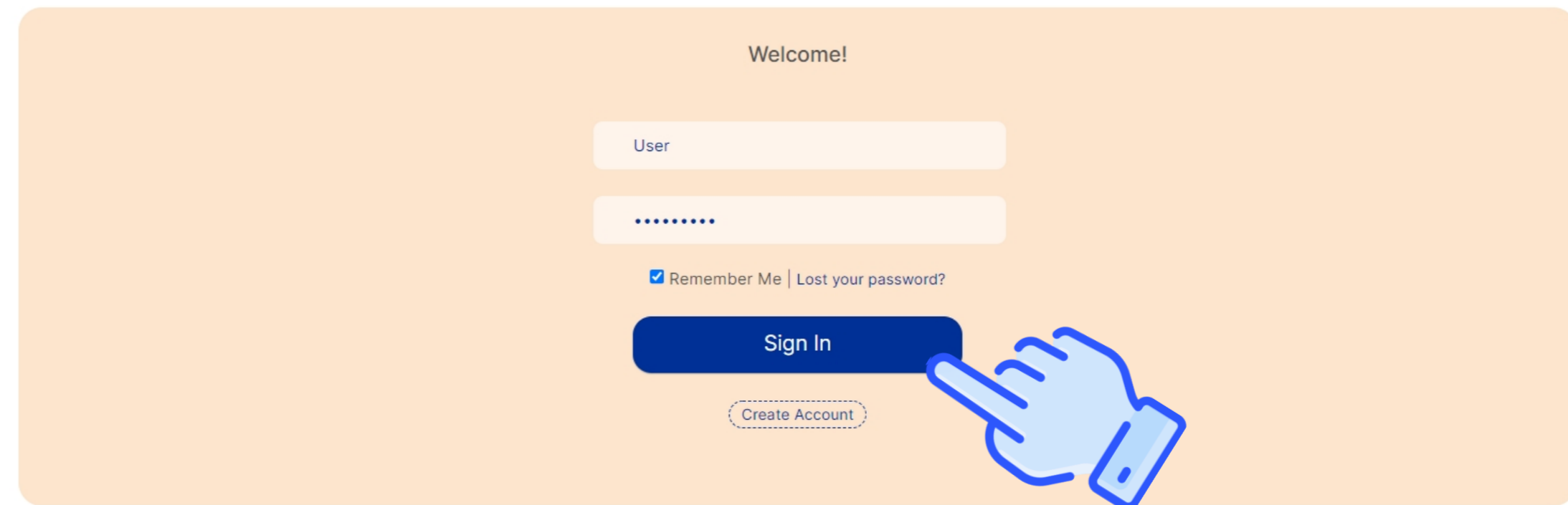


Log in

How do I log in to the Forum?

2) Fill the form with your data

3) Click on Sign In



Welcome!

User

.....

Remember Me | [Lost your password?](#)

Sign In

Create Account


Navigation

How does the Forum work?

The Forum is divided into macro-categories called "forum".

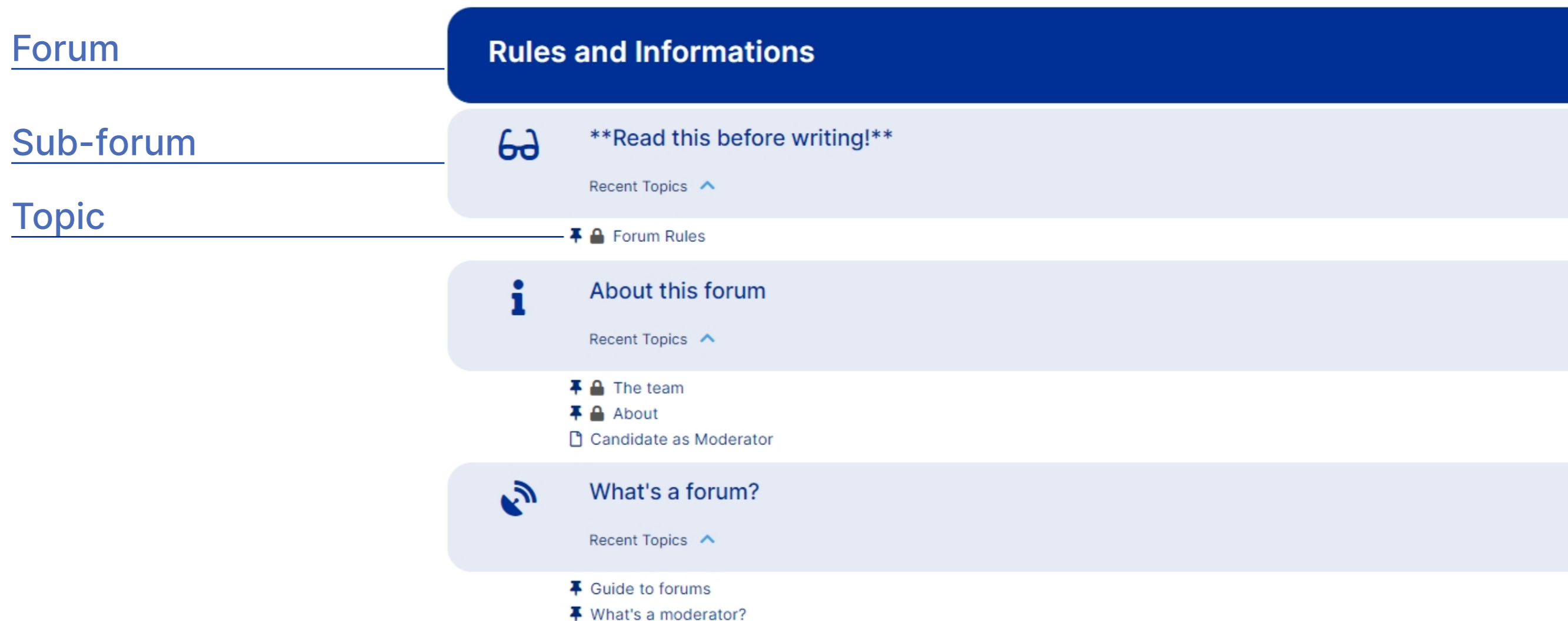
Each forum has sub-forums, which contain all the threads (or topics) related to an argument.

At the bottom, there are the threads or topics. Users can participate in the discussion by replying to topics. They can also open new topics on their own.



Navigation

How does the Forum work?

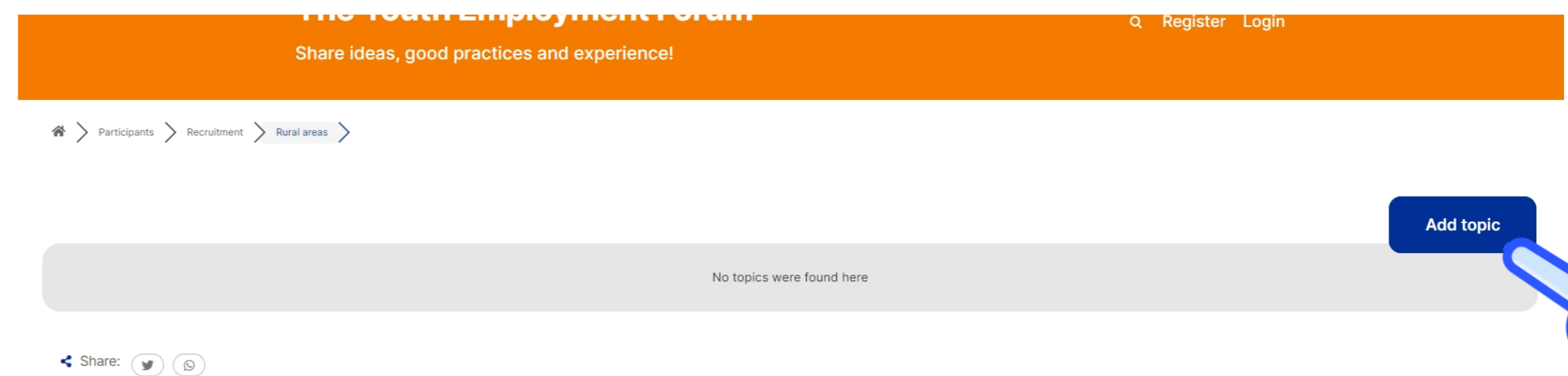


Participation

How do I create a new topic?

1) Click on the sub-forum related to your topic

2) Click on Add topic



The screenshot shows a forum interface for 'The Youth Employment Forum'. The header is orange with the text 'Share ideas, good practices and experience!' and links for 'Register' and 'Login'. Below the header is a breadcrumb trail: 'Home > Participants > Recruitment > Rural areas >'. The main content area is a light gray box with the text 'No topics were found here'. A dark blue button labeled 'Add topic' is positioned in the top right corner of this area, and a blue hand icon is pointing at it. At the bottom left, there is a 'Share:' section with icons for Twitter and LinkedIn.



Participation


How do I reply to a topic?

1) Go to the topic










2) At the bottom, fill the form at the bottom with your reply

3) Click on Add Reply

Leave a reply

 Title *




RE: Hello

11pt **B** *I* U ABC **A** ▼         

“ <> ⊕ ↶ ↷ 📁 { } 😊 ✕

Attach file: Nessun file selezionato Maximum allowed file size is 10MB

Subscribe to this topic

 Preview  0 Revisions  Saved

Add Reply

